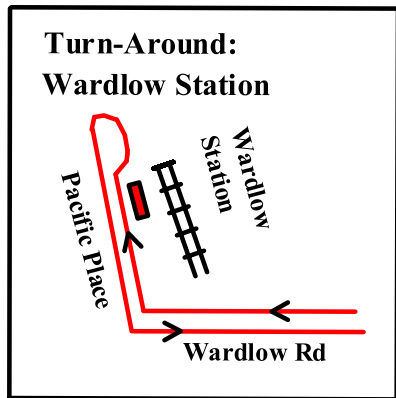
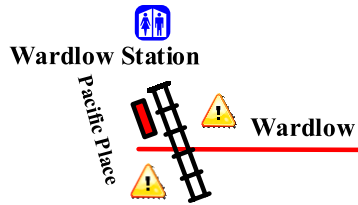
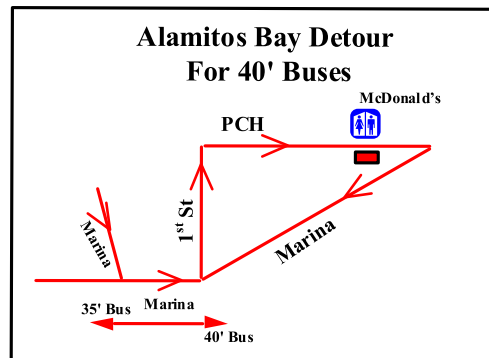
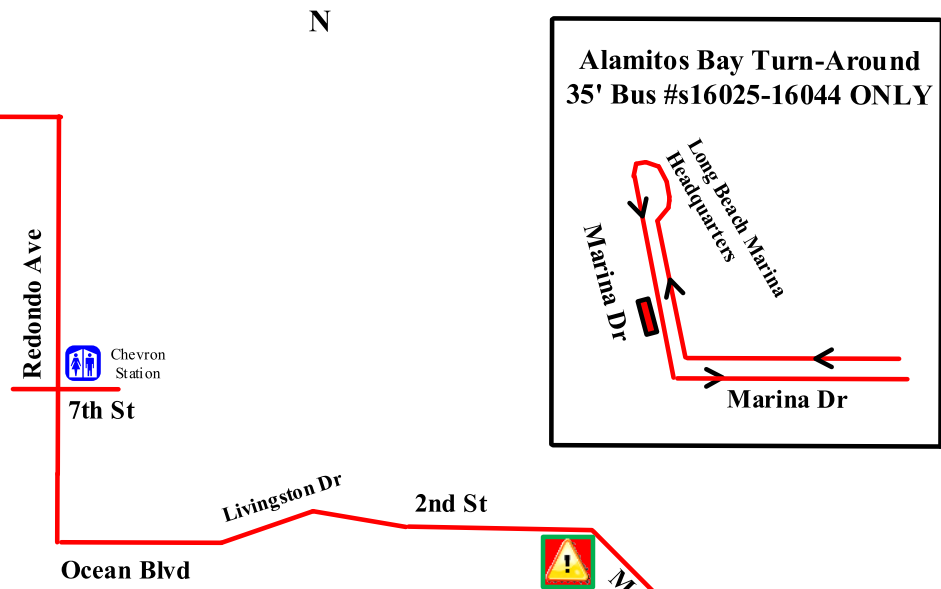


Route 131

Eff: August 27, 2023



- Not To Scale



Route 131

Turn Sheet for Route 131

Inbound	Outbound
<p>From recovery location Left Turn Marina Left Turn 2nd Street Left Turn Livingston Dr. Merge Left to Ocean Blvd Right Turn Redondo Ave. Left Turn Spring Street Right Turn Cherry Ave. Left Turn Wardlow Rd. Right Turn Pacific Place.</p> <p>Pull into recovery location (Wardlow Station 3rd bus stop on the end)</p> <p>(Headsign Change Wardlow Station)</p>	<p>From recovery location Complete Wardlow Station turn-around. (Southbound on Pacific Place) Left Turn Wardlow Rd. Right Turn Cherry Ave. Left Turn Spring Street Right Turn Redondo Ave Left Turn Ocean Left Turn (or more like a Merge left) Livingston Dr. Right Turn 2nd Street Right Turn Marina Right Turn (Again) Marina (Right Turn only with 35' bus-If 40' bus, follow detour Left on Marina)</p> <p>Continue on Marina through Alamitos Bay Turn-around</p> <p>Pull into recovery location</p> <p>(Headsign Change Location)</p>

Note: Turn Sheets Do Not Over Rule Running Board Sheets. Operators Have An Individual Responsibility To Read And Understand Each Running Board Sheet And Follow Any Instruction Accordingly... (Revised 8-3-2023)